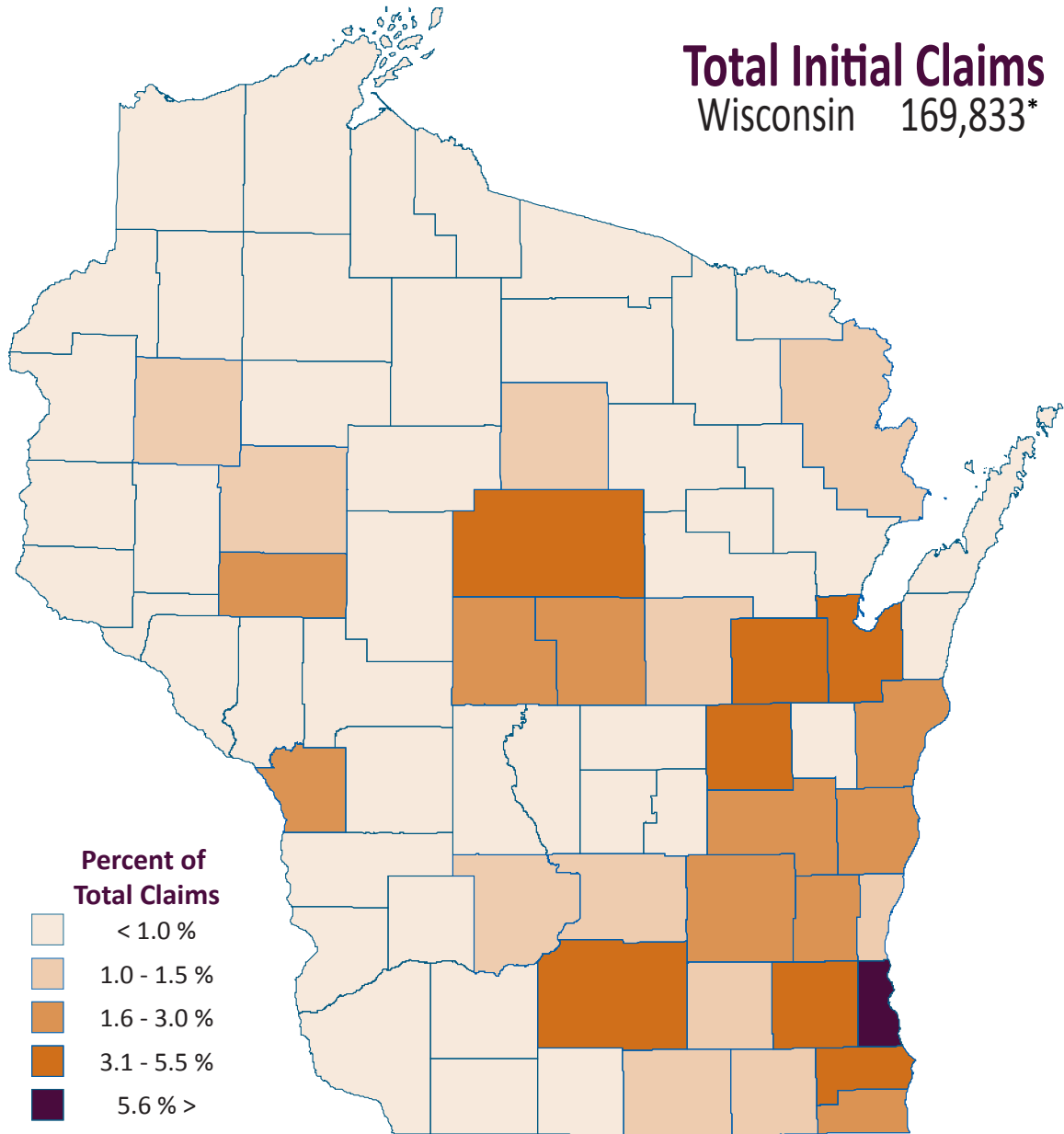


# Wisconsin Initial Claims

## 2011 - 1st Quarter

**Total Initial Claims**  
Wisconsin 169,833\*



**Initial Claims by County and Percent of State Total**

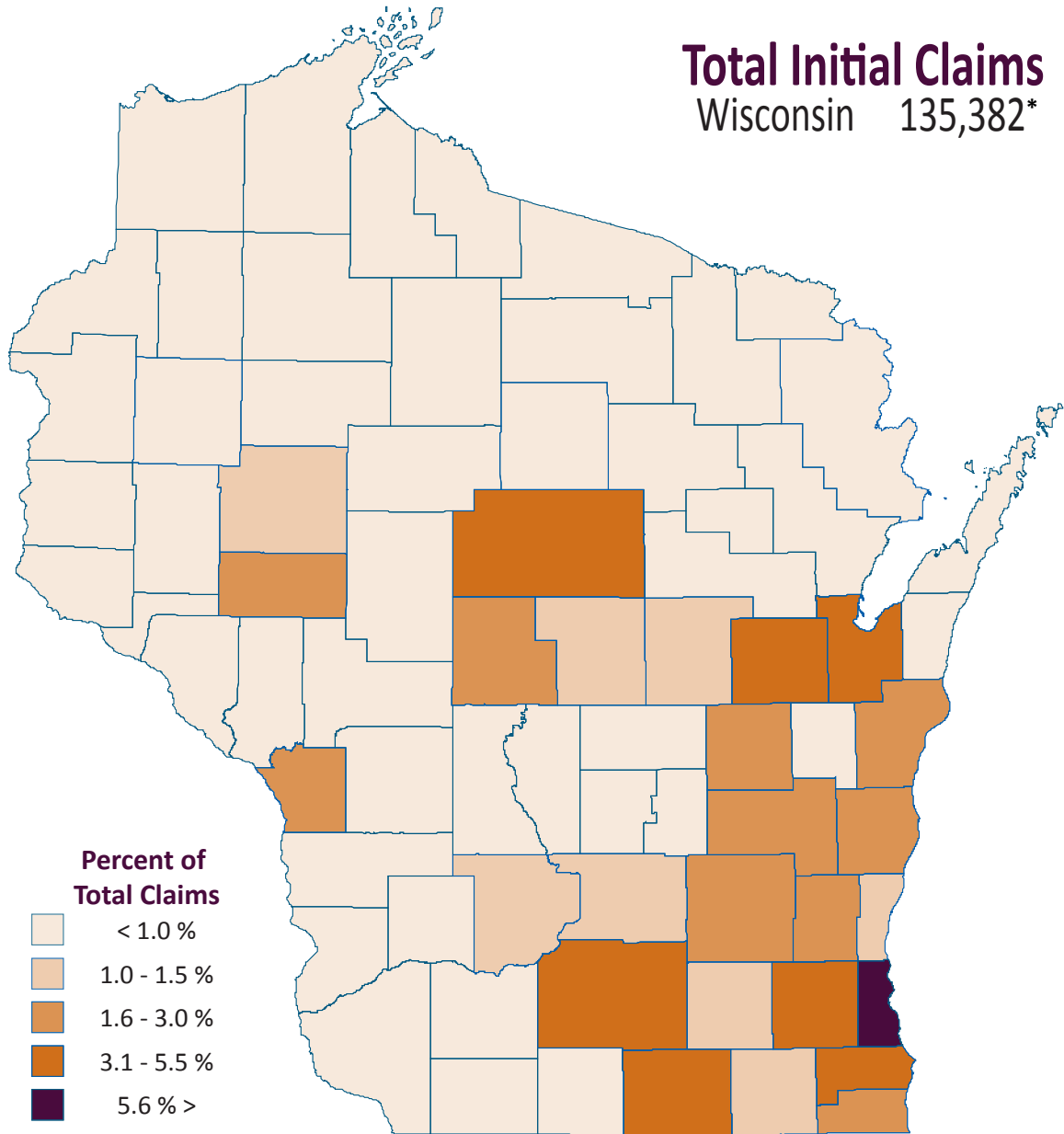
Adams	348	0.2%	Marathon	6,450	3.8%
Ashland	807	0.5	Marinette	1,638	1.0
Barron	1,684	1.0	Marquette	760	0.4
Bayfield	445	0.3	Menominee	117	0.1
Brown	7,986	4.7	Milwaukee	24,851	14.7
Buffalo	269	0.2	Monroe	1,525	0.9
Burnett	343	0.2	Oconto	1,498	0.9
Calumet	1,565	0.9	Oneida	1,140	0.7
Chippewa	2,272	1.3	Outagamie	6,706	4.0
Clark	1,366	0.8	Ozaukee	1,734	1.0
Columbia	2,213	1.3	Pepin	185	0.1
Crawford	634	0.4	Pierce	586	0.3
Dane	8,841	5.2	Polk	1,159	0.7
Dodge	3,065	1.8	Portage	2,861	1.7
Door	912	0.5	Price	744	0.4
Douglas	617	0.4	Racine	6,629	3.9
Dunn	1,580	0.9	Richland	488	0.3
Eau Claire	3,096	1.8	Rock	4,701	2.8
Florence	77	0.0	Rusk	986	0.6
Fond du Lac	3,793	2.2	Sauk	2,189	1.3
Forest	276	0.2	Sawyer	611	0.4
Grant	1,451	0.9	Shawano	1,463	0.9
Green	1,100	0.6	Sheboygan	4,110	2.4
Green Lake	917	0.5	St. Croix	1,106	0.7
Iowa	945	0.6	Taylor	1,432	0.8
Iron	214	0.1	Trempealeau	748	0.4
Jackson	545	0.3	Vernon	758	0.4
Jefferson	2,496	1.5	Vilas	641	0.4
Juneau	949	0.6	Walworth	2,476	1.5
Kenosha	3,357	2.0	Washburn	546	0.3
Kewaunee	840	0.5	Washington	3,964	2.3
La Crosse	2,729	1.6	Waukesha	8,288	4.9
Lafayette	438	0.3	Waupaca	2,352	1.4
Langlade	904	0.5	Waushara	775	0.5
Lincoln	2,075	1.2	Winnebago	5,476	3.2
Manitowoc	3,433	2.0	Wood	3,200	1.9

\*State total includes 358 claims in Unknown counties

# Wisconsin Initial Claims

## 2011 - 2nd Quarter

**Total Initial Claims**  
Wisconsin 135,382\*



**Initial Claims by County and Percent of State Total**

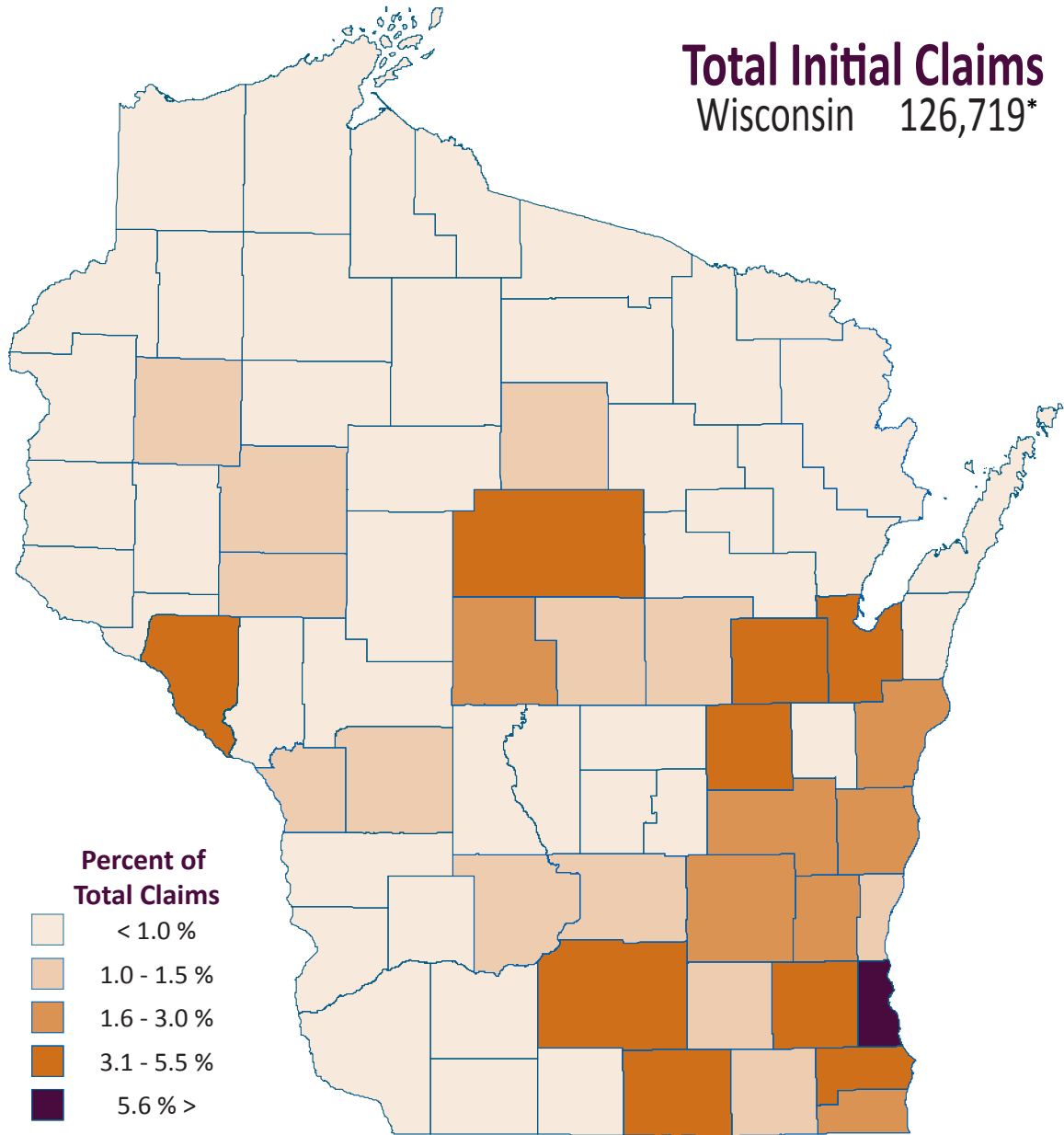
Adams	295	0.2%	Marathon	5,111	3.8%
Ashland	620	0.5	Marinette	1,101	0.8
Barron	1,104	0.8	Marquette	522	0.4
Bayfield	262	0.2	Menominee	156	0.1
Brown	6,385	4.7	Milwaukee	24,182	17.9
Buffalo	183	0.1	Monroe	1,035	0.8
Burnett	216	0.2	Oconto	1,279	0.9
Calumet	1,266	0.9	Oneida	863	0.6
Chippewa	1,938	1.4	Outagamie	5,007	3.7
Clark	1,147	0.8	Ozaukee	1,342	1.0
Columbia	1,609	1.2	Pepin	128	0.1
Crawford	417	0.3	Pierce	392	0.3
Dane	7,481	5.5	Polk	729	0.5
Dodge	2,507	1.9	Portage	1,951	1.4
Door	744	0.5	Price	384	0.3
Douglas	559	0.4	Racine	5,437	4.0
Dunn	964	0.7	Richland	355	0.3
Eau Claire	2,117	1.6	Rock	4,165	3.1
Florence	47	0.0	Rusk	623	0.5
Fond du Lac	2,803	2.1	Sauk	1,685	1.2
Forest	279	0.2	Sawyer	419	0.3
Grant	979	0.7	Shawano	1,112	0.8
Green	757	0.6	Sheboygan	2,740	2.0
Green Lake	568	0.4	St. Croix	722	0.5
Iowa	647	0.5	Taylor	1,190	0.9
Iron	148	0.1	Trempealeau	692	0.5
Jackson	463	0.3	Vernon	608	0.4
Jefferson	2,013	1.5	Vilas	392	0.3
Juneau	710	0.5	Walworth	1,846	1.4
Kenosha	2,861	2.1	Washburn	380	0.3
Kewaunee	550	0.4	Washington	3,185	2.4
La Crosse	2,172	1.6	Waukesha	6,956	5.1
Lafayette	264	0.2	Waupaca	1,562	1.2
Langlade	699	0.5	Waushara	560	0.4
Lincoln	1,279	0.9	Winnebago	4,002	3.0
Manitowoc	2,497	1.8	Wood	2,675	2.0

\*State total includes 344 claims in Unknown counties

# Wisconsin Initial Claims

## 2011 - 3rd Quarter

**Total Initial Claims**  
Wisconsin 126,719\*



**Initial Claims by County and Percent of State Total**

Adams	310	0.2%	Marathon	3,953	3.1%
Ashland	473	0.4	Marinette	884	0.7
Barron	1,253	1.0	Marquette	545	0.4
Bayfield	232	0.2	Menominee	141	0.1
Brown	5,324	4.2	Milwaukee	23,101	18.2
Buffalo	5,556	4.4	Monroe	1,342	1.1
Burnett	175	0.1	Oconto	1,132	0.9
Calumet	1,055	0.8	Oneida	752	0.6
Chippewa	1,230	1.0	Outagamie	4,494	3.5
Clark	896	0.7	Ozaukee	1,269	1.0
Columbia	1,594	1.3	Pepin	61	0.0
Crawford	355	0.3	Pierce	323	0.3
Dane	6,547	5.2	Polk	676	0.5
Dodge	2,825	2.2	Portage	1,557	1.2
Door	662	0.5	Price	428	0.3
Douglas	423	0.3	Racine	5,067	4.0
Dunn	624	0.5	Richland	364	0.3
Eau Claire	1,595	1.3	Rock	3,902	3.1
Florence	57	0.0	Rusk	499	0.4
Fond du Lac	2,429	1.9	Sauk	1,311	1.0
Forest	193	0.2	Sawyer	336	0.3
Grant	1,059	0.8	Shawano	977	0.8
Green	571	0.5	Sheboygan	2,618	2.1
Green Lake	586	0.5	St. Croix	595	0.5
Iowa	411	0.3	Taylor	903	0.7
Iron	91	0.1	Trempealeau	500	0.4
Jackson	353	0.3	Vernon	505	0.4
Jefferson	1,833	1.4	Vilas	326	0.3
Juneau	719	0.6	Walworth	1,631	1.3
Kenosha	2,565	2.0	Washburn	282	0.2
Kewaunee	424	0.3	Washington	2,566	2.0
La Crosse	1,916	1.5	Waukesha	6,134	4.8
Lafayette	237	0.2	Waupaca	1,796	1.4
Langlade	569	0.4	Waushara	515	0.4
Lincoln	1,611	1.3	Winnebago	3,920	3.1
Manitowoc	2,200	1.7	Wood	2,092	1.7

\*State total includes 269 claims in Unknown counties